

Logistics Indicator

Results 2010-Q1 to 2023-Q3

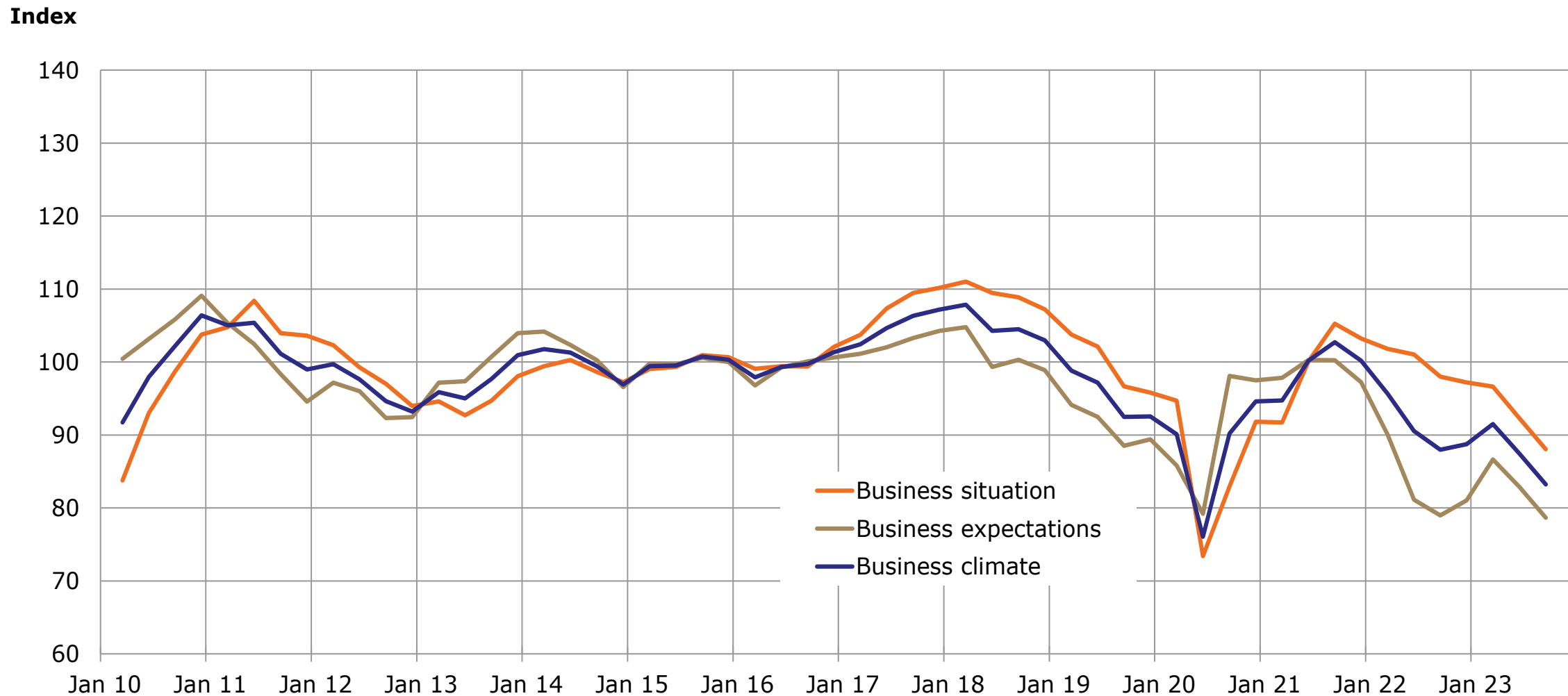
Prof. Dr. Timo Wollmershäuser

Moritz Schasching

ifo Institute

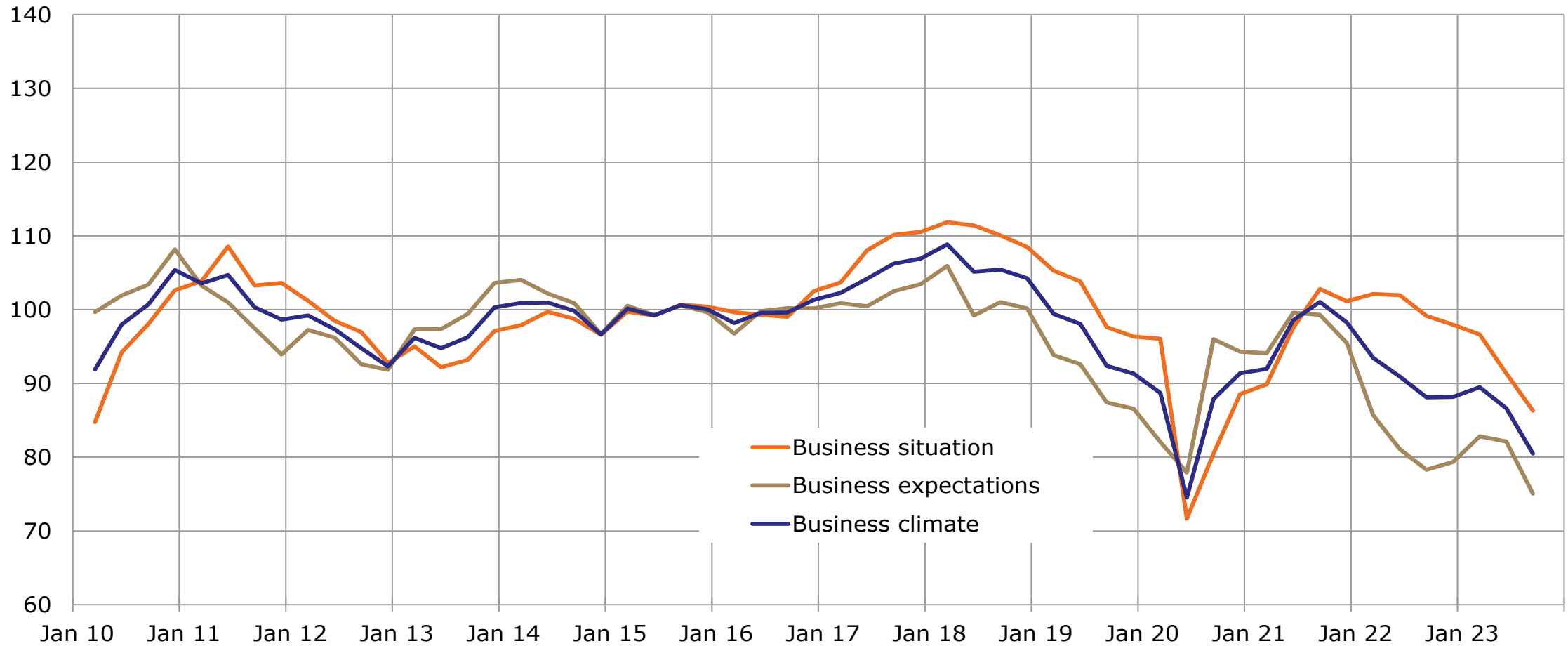
ifo Center for Macroeconomics and Surveys

Composite Indicator

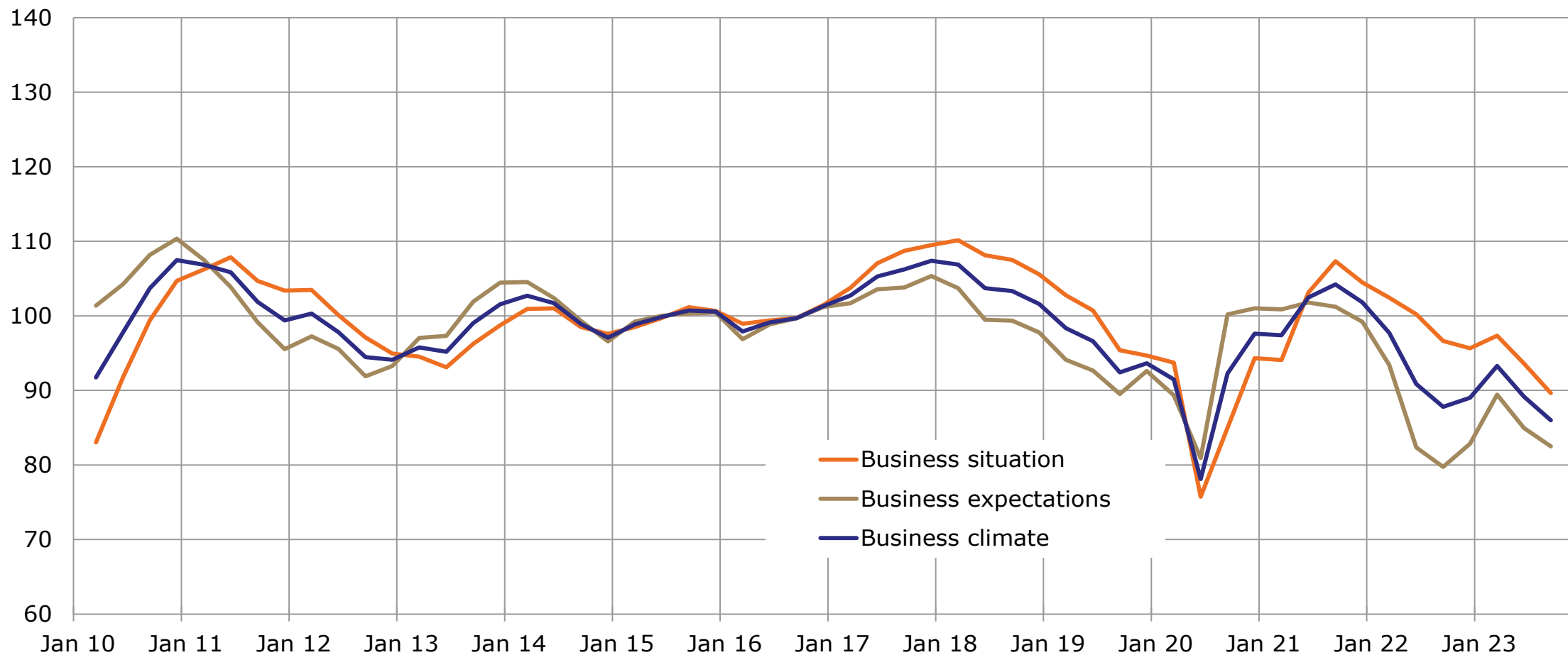


Logistics Service Providers

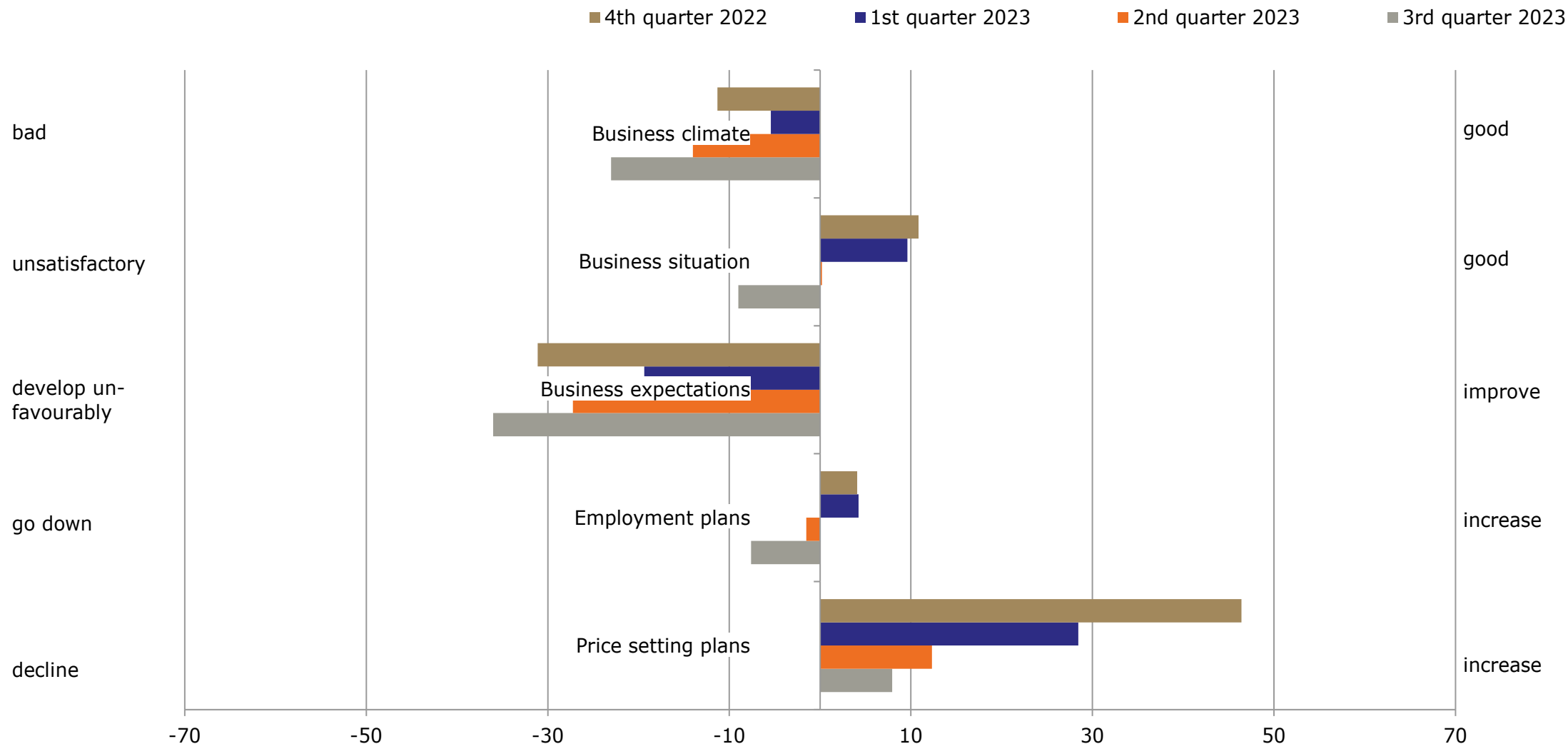
Index



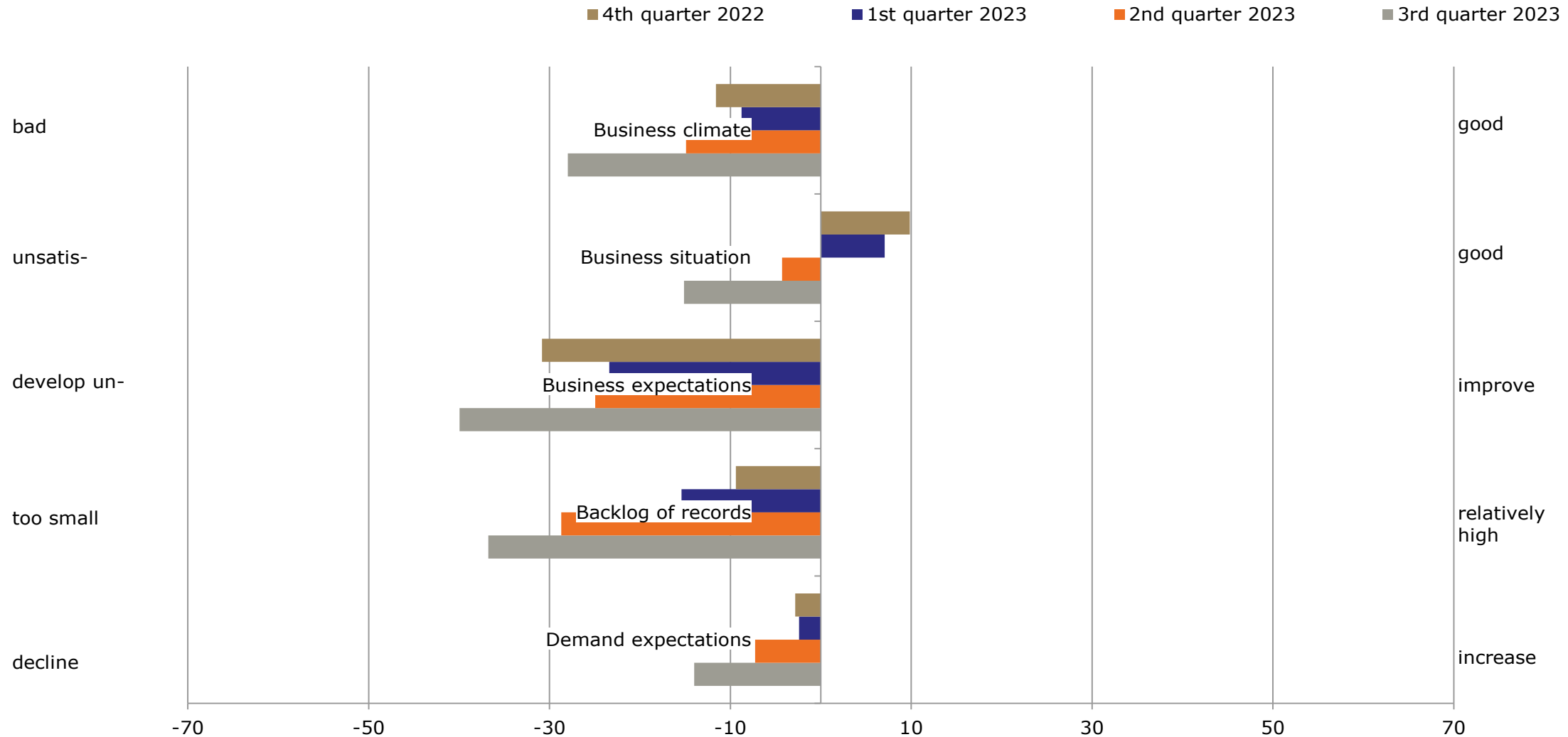
Index



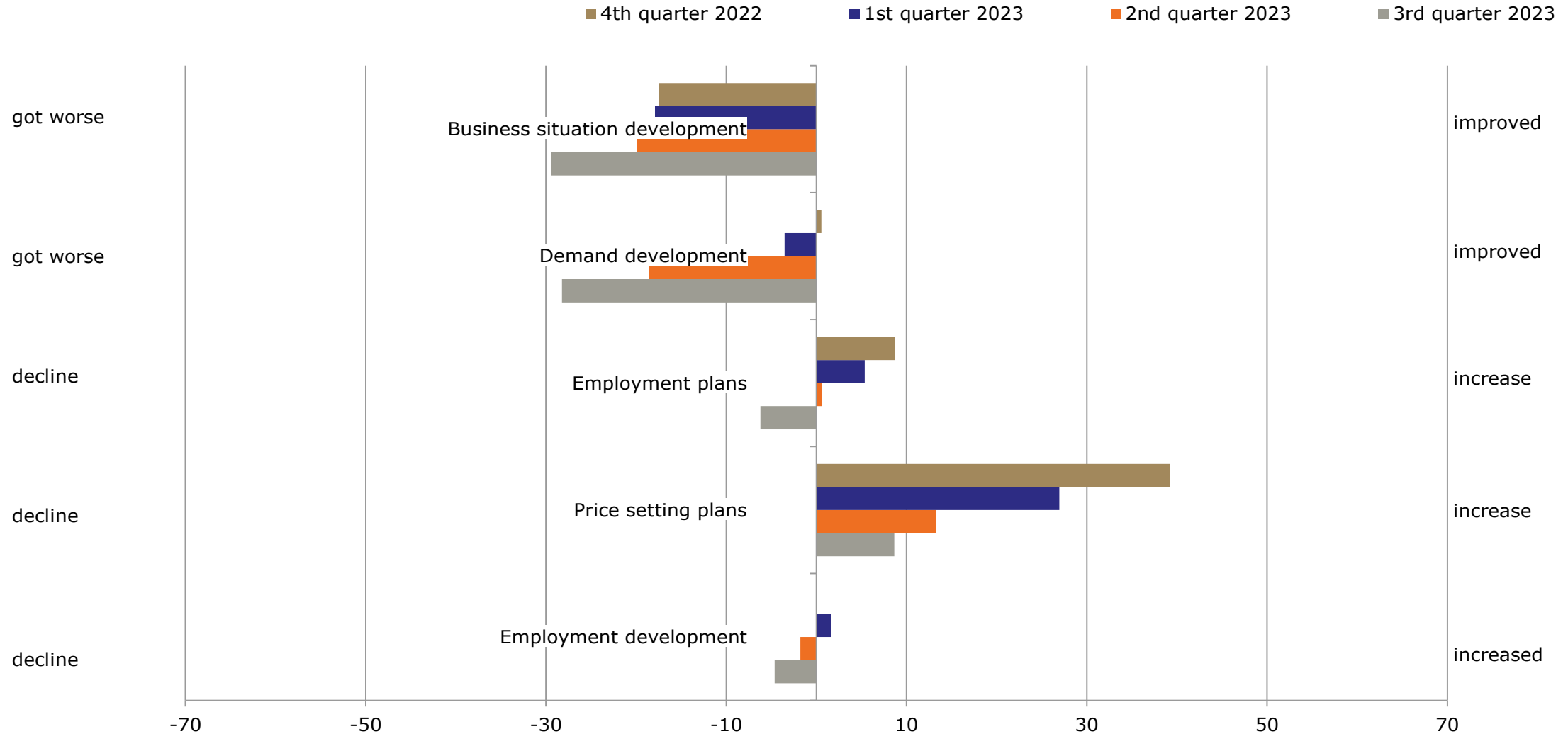
Logistics Industry - quarters



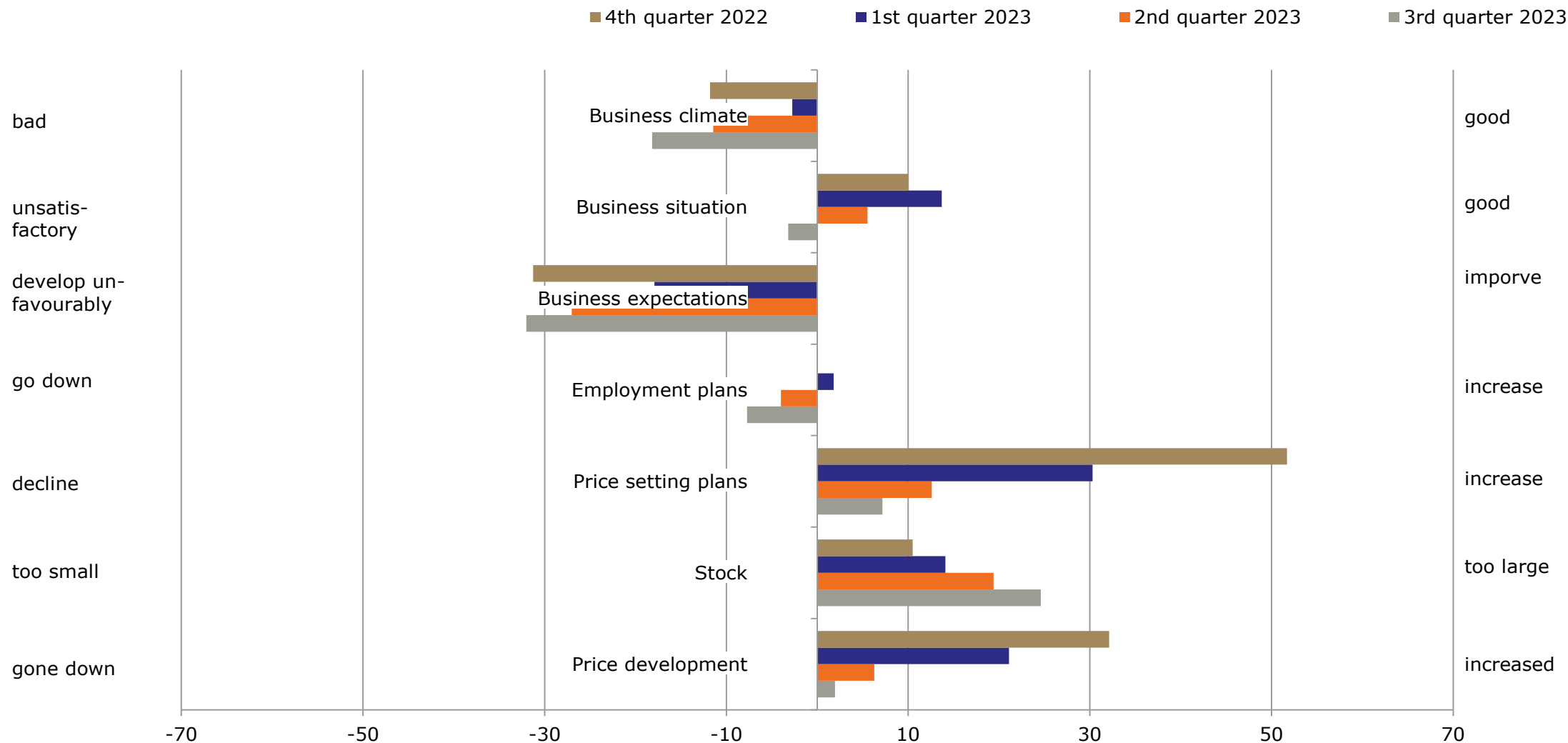
Logistics Service Providers – quarters (part 1)



Logistics Service Providers – quarters (part 2)



Industry and Trade – quarters



- The Logistics Indicator is computed by the ifo Institute for the World Economy on behalf of the German Logistics Association (BVL). It is based on the monthly ifo business survey for the period from 2015 onwards. There are used more than 4,000 answers from logistics service providers (60% Freight transport (excluding air freight); 40% Warehousing and support activities for transportation) or industrial companies (66%) and trade companies (Wholesale: 17%; Retail: 17%) as users of logistics services. The composite indicator is computed in equal shares by the providers and the users of logistics services.
- For all questions, three alternative answers apply: positive/expansionary, normal/neutral, and negative/contractionary. In a first step, the balance is computed by subtracting the shares of the negative answers from shares of the positive ones. The balances can fluctuate between extreme values of -100 (i.e., all responding firms appraise their situation as poor or expect business to become worse) and +100 (i.e., all responding firms assessed their situation as good or expect an improvement in their business). A value of 0 indicates that positive and negative answers are equally represented.
- All questions on quarterly developments are designed to induce respondents to express seasonally adjusted assessments of the current situation. A standard method for seasonal adjustment (X13-ARIMA-SEATS) is additionally applied to all numbers and indicator values reported in this document in order to filter out the remaining seasonal pattern.

Methodology

- The business climate is a mean of the balances of the current business situation and the expectations for the next six months:

$$\text{Business Climate} = \sqrt{(\text{situation} + 200) (\text{expectations} + 200)} - 200$$

- For calculating the index values of the business climate and its components - situation and expectation - the balances are all increased by 200 and normalized to the average of a base year (currently 2015):

$$\text{Index value} = \frac{\text{balance in the current month} + 200}{\text{average balance in the base year} + 200} \times 100$$

Logistics service – Questionnaire

- **Current business situation**
 - „We characterize our current business situation as ...“ (good, satisfactory, poor)
- **Business situation development:**
 - “In the past 3 months, our business situation has ...” (improved, remained unchanged, worsened)
- **Sales development:**
 - „In the past 3 months, our sales (including international sales) ...” (increased, remained the same, decreased)
- **Sales compared to previous year:**
 - „Compared to last year, our sales (including international sales) ...” (increased, remained the same, decreased)
- **Order backlog:**
 - „Our order backlog (if customary for the industry) is ...” (comparatively large, sufficient, too low)
- **Employment development:**
 - „Compared to the last 3 months, our workforce has ...” (increased, remained roughly the same, decreased)

Logistics service – Questionnaire

- **Sales expectations:**
 - „We expect our sales (including international sales) to ...“ (increase, remain roughly the same, decrease)
- **Employment plans:**
 - „We expect our workforce to ...“ (increase, remain roughly the same, decrease)
- **Price setting plans:**
 - „We expect our prices to ...“ (increase, remain roughly the same, decrease)
- **Business expectations:**
 - „We expect our business situation to ...“ (become more favorable, stay the same, become less favorable)

Industry and trade– Questionnaire

- **Current business situation:**
 - Trade: „We characterize our current business situation as...”(good, satisfactory, poor)
 - Industry: „We characterize our current business situation as...”(good, satisfactory, poor)
- **Business expectations (coming 6 months):**
 - Trade : „We expect our business situation to ...”(become more favorable, remain roughly the same, become less unfavorable)
 - Industry : „We expect our business situation to ...”(become more favorable, remain roughly the same, become less unfavorable)
- **Price development:**
 - Trade : „Compared to last month, our sales prices have ...”(risen, not changed, fallen)
 - Industry : „Compared to last month, our prices have ...”(risen, not changed, fallen)
- **Stock:**
 - Trade : „We characterize our inventories as...” (too low, sufficient, too high, warehousing not customary)
 - Industry : „We characterize our inventories of unsold manufactured goods as...” (too low, sufficient, too high, warehousing not customary)

Industry and trade– Questionnaire

- **Prices setting plans:**
 - Trade: „We expect our sales prices to ...“ (rise, remain roughly the same, fall)
 - Industry: „We expect our prices to ...“ (rise, remain roughly the same, fall)
- **Employment plans:**
 - Trade: „We expect our workforces to...“ (increase, remain roughly the same, decrease)
 - Industry : We expect our workforces to...“ (increase, remain roughly the same, decrease)